

Council, 6 July 2016

Education Report

Executive summary and recommendations

**Introduction**

The report sets out the main activities of the Education Department in April, May and June 2016. It includes statistical information and highlights key work undertaken.

Particular attention is drawn to –

- The progression of operational workload in the 2015-16 academic year;
- The range of stakeholder meetings; and
- Resources (employee and partner).

**Decision**

The Council is invited to note the report.

**Background information**

None.

**Resource implications**

The resources for the Department are set out in the annual work plans and budgets.

**Financial implications**

The costs associated with all activities are set out in the budgets.

**Appendices**

Education management information pack.



# **Education Department**

# **Management Information Pack**

Abigail Gorringe  
Director of Education

July 2016

**Table of contents**

Section 1: Management commentary

Section 2: Management statistics

1. Number of approved programmes, by profession, April 2015 – March 2017
2. Overview of approval visits, April 2015 – March 2017
3. Reasons for approval visits, April 2015 – March 2017
4. Overview of annual monitoring submissions, April 2015 – March 2017
5. Overview of major change submissions, April 2015 – March 2017
6. Overview of concerns about approved programmes, April 2015 – March 2017
7. Overview of department workload, April 2015 – March 2017

## **1 Management commentary**

### **Approval process**

The visit workload from the 2015-16 academic year is nearly complete, with two more visits planned in July & August 2016. The post visit work is progressing well with the majority of cases scheduled for closure ahead of the next academic year. In total, there were 44 visits scheduled within the 2015-16 academic year, which is 30% less than the previous academic year.

There are 18 visits scheduled within the next academic year, 2016-17. At this stage, the profession profile is much more mixed than in previous years, with less of a skew towards paramedic and social worker programmes. Given the six month notice period that is required, we are only scheduling visits from January 2017 now.

### **Annual monitoring process**

The workload in the 2015-16 academic year continues to progress well. We held the final of nine assessment days in June 2016 and work is now focused on post assessment day additional documentation requests and a few late submissions which will be considered by post. We have seen an increase (21%) in additional documentation requests in the 2015-16 academic year with most of these related to the assessment of the new standard around service user and carer involvement.

### **Major change process**

The workload in the 2015-16 academic year continues to progress well. We are continuing to receive a significantly higher number of notifications compared to the last academic year (2014-15). We have received 10% more notifications in April and May 2016 compared to the same two months last year. The average time taken to consider a complete case remains under three months. We have received a few notifications of changes to supplementary/independent prescribing programmes to accommodate the recent change in medicines legislation for dietitians and therapeutic radiographers.

### **Concerns process**

The Department received one new concern in May 2016. Two concerns were closed in June 2016; one at the initial enquiry stage and one following consideration at Education and Training Committee. As of 30 June 2016, there were no active concerns.

See section 2 for more statistical information on the above operational processes.

### **Partners**

In May & June 2016, we successfully recruited 12 new visitors (a mix of orthoptist, social work, AMHP and lay) which has ensured sufficient numbers are maintained. A two day introductory training session is planned for October 2016.

**Education Update**

Issue 23 was published in June 2016. We have increased the newsletter from three to four times a year to provide education providers and stakeholders with relevant information in a timelier manner. It is currently circulated to approximately 1800 contacts.

**Liaison with stakeholders**

Members of the Department met with the following stakeholders and/or attended the following events from May to June 2016:

- Australian Health Practitioner Regulation Agency (AHPRA)
- Australian Physiotherapy Council
- College of Paramedics / Paramedic Association of Canada
- Academic Registrars Council - Subjects Allied to Medicine
- UK Healthcare Education Advisory Committee (UKHEAC)
- Botswana Health Professions Council
- Education Inter-regulatory Group

**Systems**

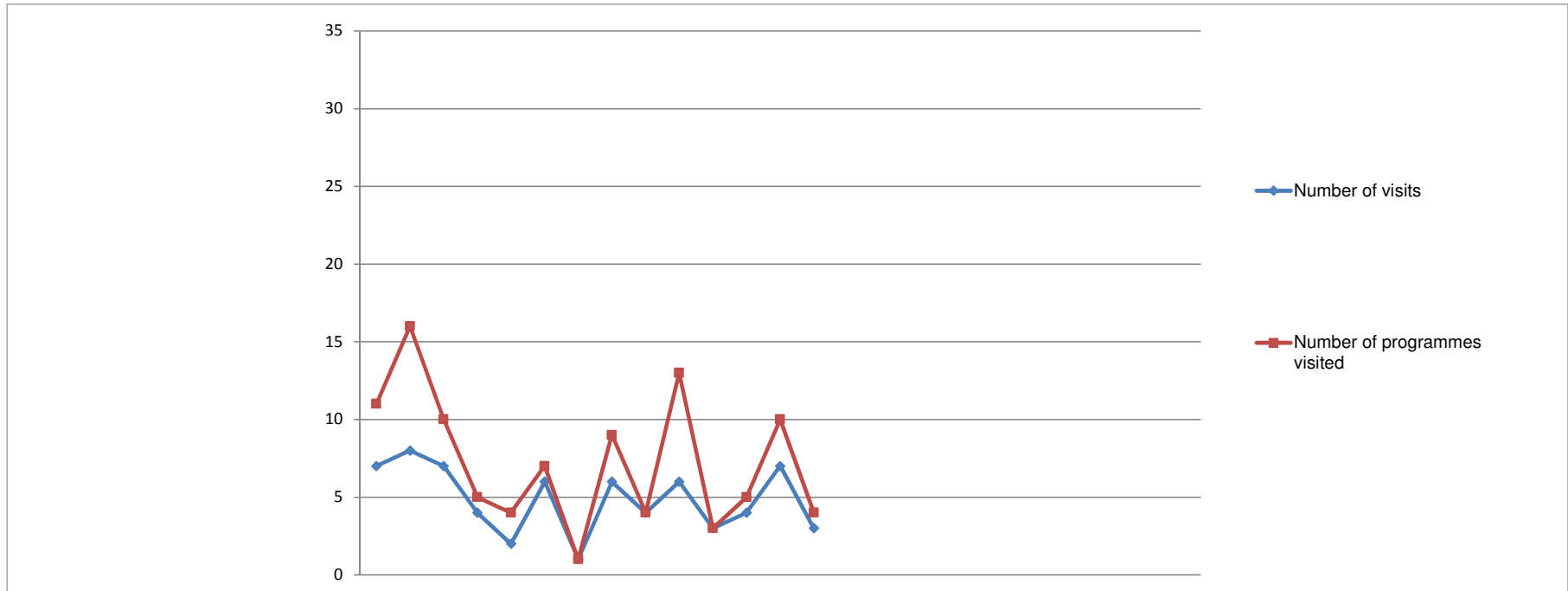
The final phase of the Education systems build major project is on-going. Integration work with NetRegulate and the website is progressing, with project closure anticipated in late summer 2016.

**Employees**

Hollie Latham (Education Officer) has recently moved to the Policy and Standards Department and Liz Johnson (PA) has recently started her maternity leave. Recruitment is ongoing for a replacement Education Officer and temporary PA. Paula Lescott (Head of Education Systems and Quality) is due to return from her maternity leave in late July 2016.

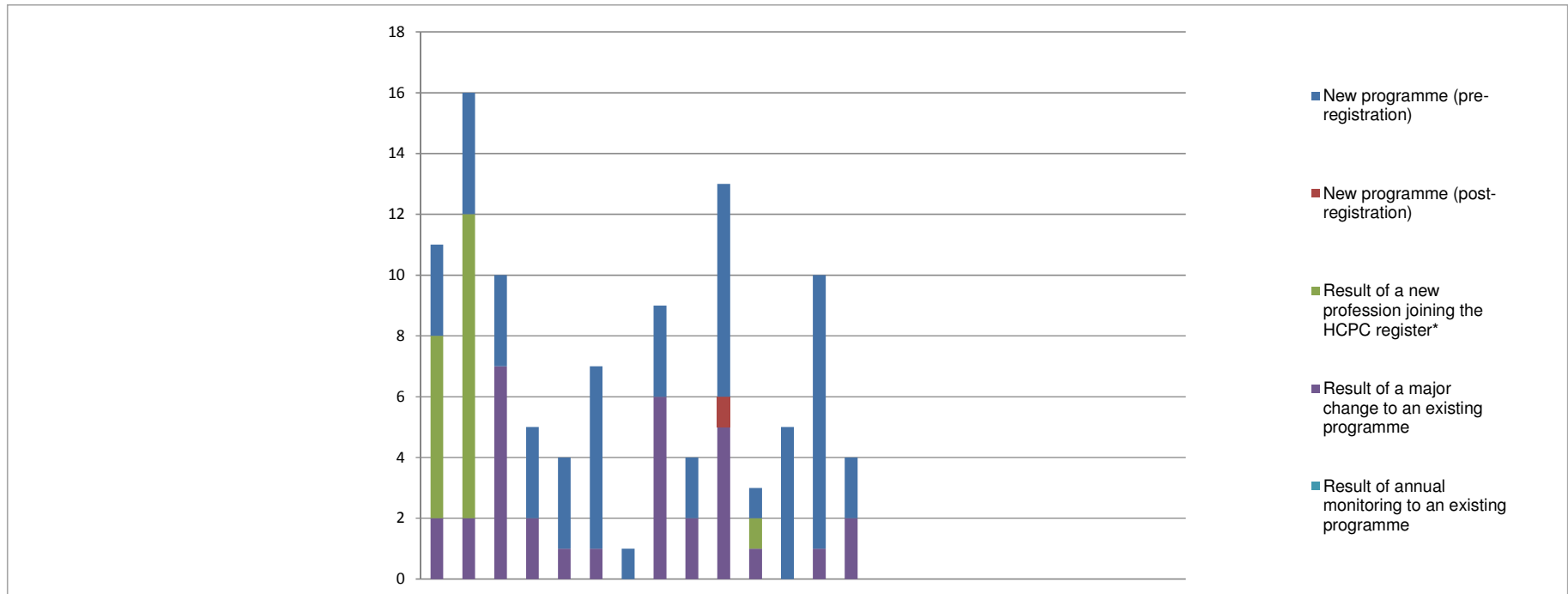


Overview of approval visits April 2015 - March 2017



Overview of approval visits	2015			2016												2017		2011/12	2012/13	2013/14	2014/15	2015/16	2016/17							
	Apr	May	Jun	Jul	Aug	Sep	Oct	Nov	Dec	Jan	Feb	Mar	Apr	May	Jun	Jul	Aug	Sep	Oct	Nov	Dec	Jan	Feb	Mar	FYE	FYE	FYE	FYE	FYE	YTD
Number of visits	7	8	7	4	2	6	1	6	4	6	3	4	7	3											59	56	66	69	58	10
Number of programmes visited	11	16	10	5	4	7	1	9	4	13	3	5	10	4											112	103	170	132	88	14

Reasons for approval visits April 2015 - March 2017



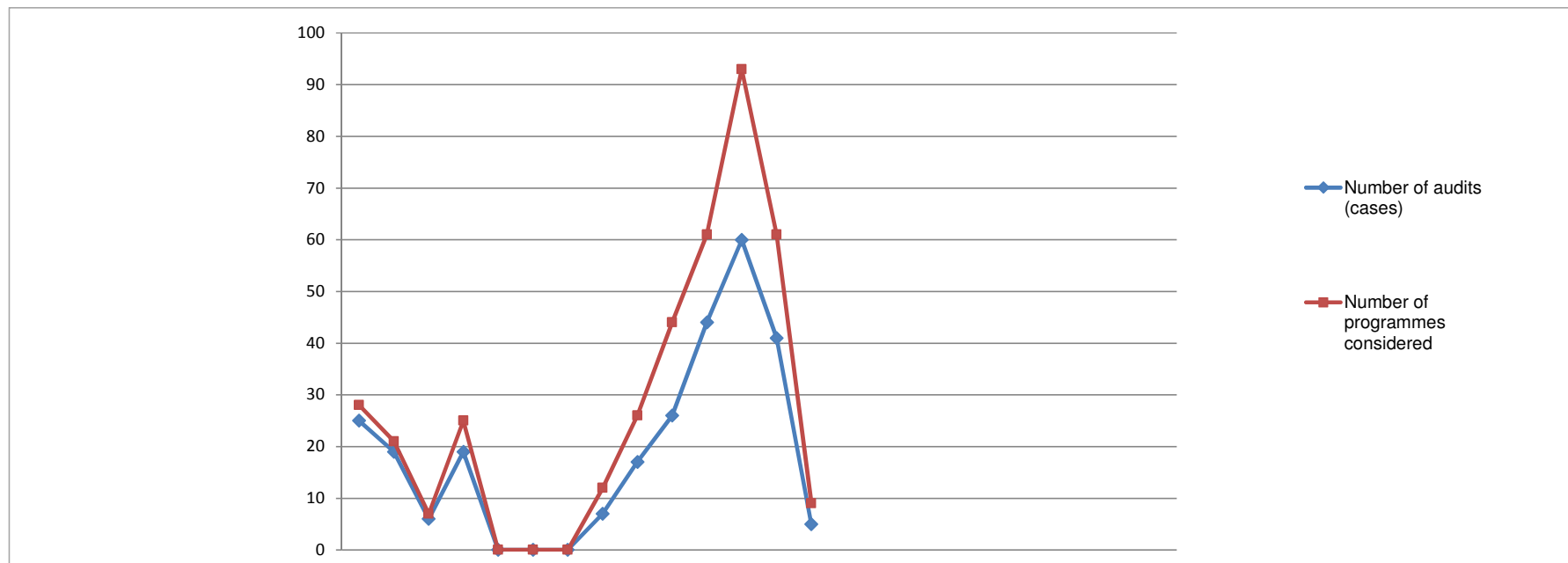
Reason for programme visited	2015			2016												2017									
	Apr	May	Jun	Jul	Aug	Sep	Oct	Nov	Dec	Jan	Feb	Mar	Apr	May	Jun	Jul	Aug	Sep	Oct	Nov	Dec	Jan	Feb	Mar	
New programme (pre-registration)	3	4	3	3	3	6	1	3	2	7	1	5	9	2											
New programme (post-registration)	0	0	0	0	0	0	0	0	0	0	1	0	0	0											
Result of a new profession joining the HCPC register*	6	10	0	0	0	0	0	0	0	0	0	1	0	0											
Result of a major change to an existing programme	2	2	7	2	1	1	0	6	2	5	1	0	1	2											
Result of annual monitoring to an existing programme	0	0	0	0	0	0	0	0	0	0	0	0	0	0											
<b>Total</b>	<b>11</b>	<b>16</b>	<b>10</b>	<b>5</b>	<b>4</b>	<b>7</b>	<b>1</b>	<b>9</b>	<b>4</b>	<b>13</b>	<b>3</b>	<b>5</b>	<b>10</b>	<b>4</b>											

2011/12	2012/13	2013/14	2014/15	2015/16	2016/17
FYE	FYE	FYE	FYE	FYE	YTD
17	30	29	37	41	11
2	1	1	2	1	0
34	51	125	77	17	0
57	21	15	16	29	3
2	0	0	0	0	0
<b>112</b>	<b>103</b>	<b>170</b>	<b>132</b>	<b>88</b>	<b>14</b>

\* Practitioner psychologists July 2009 - July 2012  
 Hearing Aid Dispensers April 2010 - July 2012  
 Social workers in England August 2012 - July 2015  
 Approved mental health workers September 2013 - July 2015  
 Podiatrists practising podiatric surgery February 2016

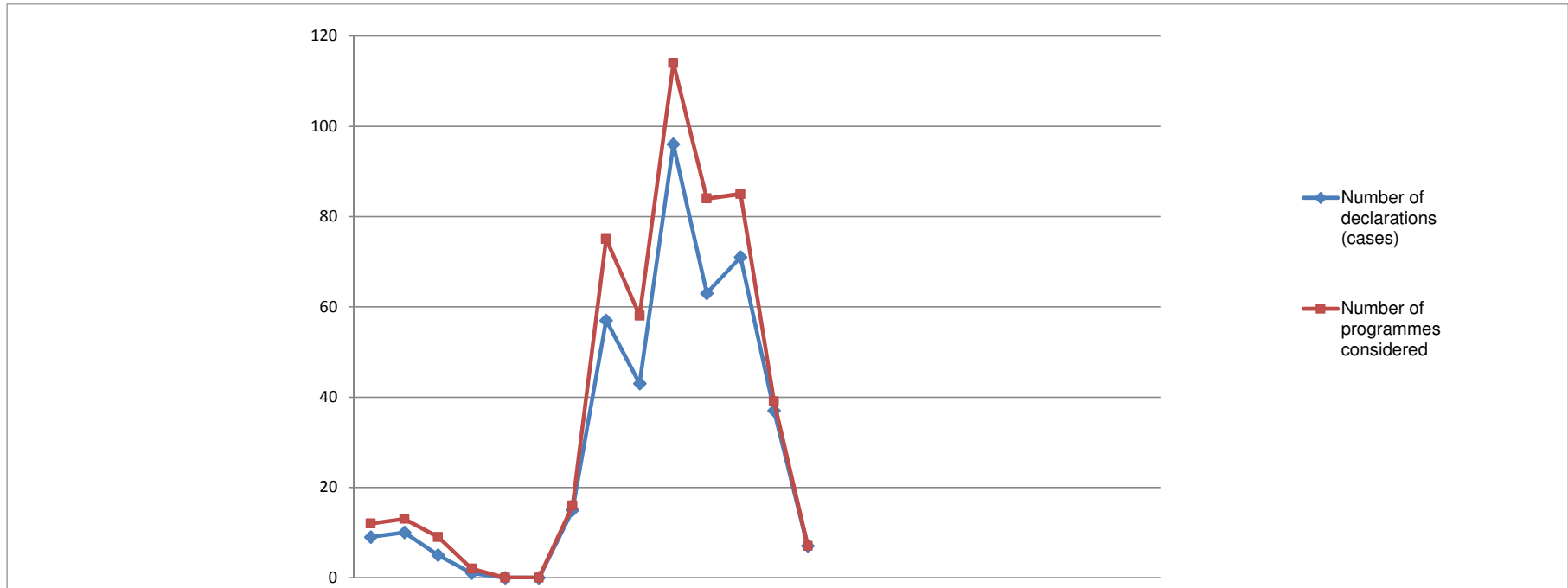


Overview of annual monitoring audit submissions, April 2015 - March 2017



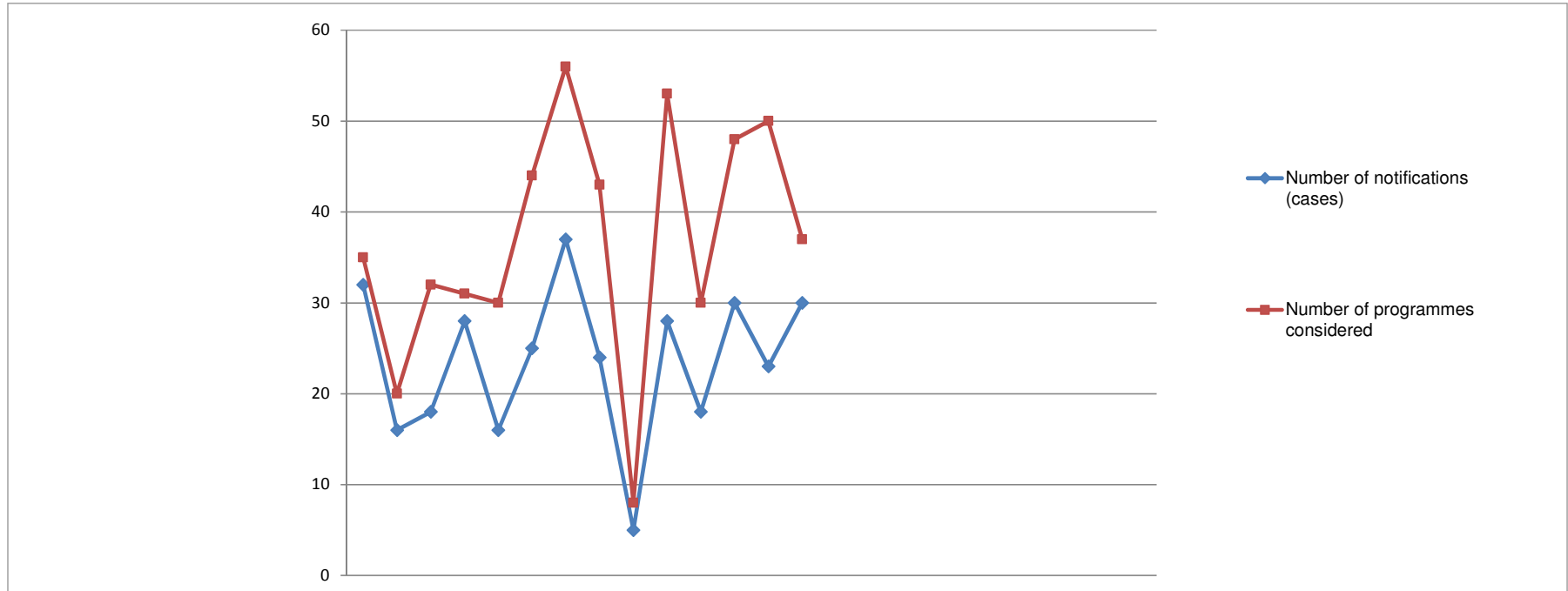
Type of submission	2015			2016									2017						2011/12	2012/13	2013/14	2014/15	2015/16	2016/17										
	Apr	May	Jun	Jul	Aug	Sep	Oct	Nov	Dec	Jan	Feb	Mar	Apr	May	Jun	Jul	Aug	Sep	Oct	Nov	Dec	Jan	Feb	Mar	FYE	FYE	FYE	FYE	FYE	YTD				
Number of audits (cases)	25	19	6	19	0	0	0	7	17	26	44	60	41	5																				
Number of programmes considered	28	21	7	25	0	0	0	12	26	44	61	93	61	9																				
																									163	199	222	209	223	46				
																									206	282	268	286	317	70				

Overview of annual monitoring declarations, April 2015 - March 2017

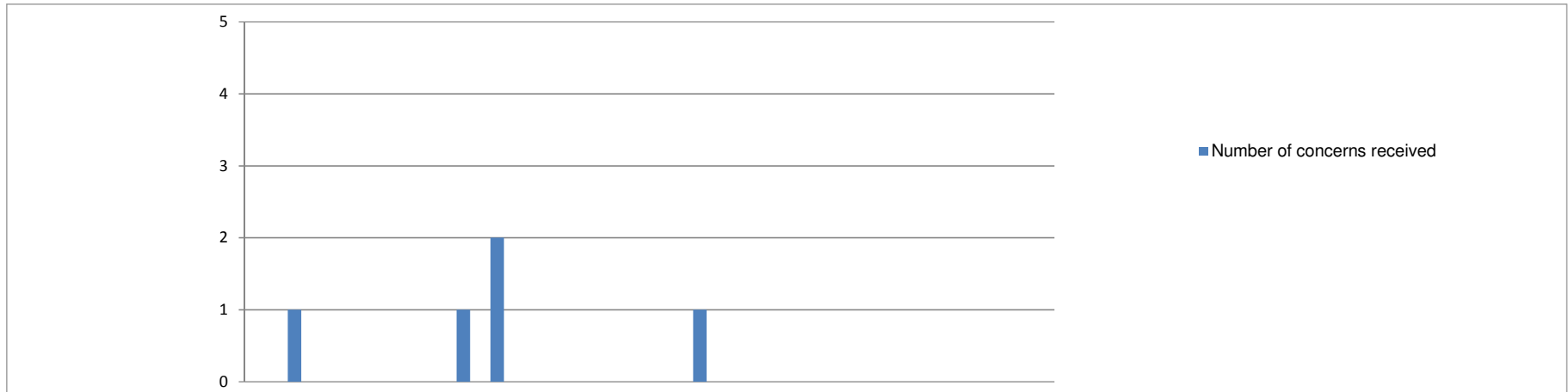


Type of submission	2015			2016									2017						2011/12	2012/13	2013/14	2014/15	2015/16	2016/17						
	Apr	May	Jun	Jul	Aug	Sep	Oct	Nov	Dec	Jan	Feb	Mar	Apr	May	Jun	Jul	Aug	Sep	Oct	Nov	Dec	Jan	Feb	Mar	FYE	FYE	FYE	FYE	FYE	YTD
Number of declarations (cases)	9	10	5	1	0	0	15	57	43	96	63	71	37	7											232	199	222	231	370	44
Number of programmes considered	12	13	9	2	0	0	16	75	58	114	84	85	39	7											249	267	297	316	468	46

Overview of major change submissions, April 2015 - March 2017



Overview of notifications	2015			2016												2017															
	Apr	May	Jun	Jul	Aug	Sep	Oct	Nov	Dec	Jan	Feb	Mar	Apr	May	Jun	Jul	Aug	Sep	Oct	Nov	Dec	Jan	Feb	Mar	2011/12 FYE	2012/13 FYE	2013/14 FYE	2014/15 FYE	2015/16 FYE	2016/17 YTD	
Number of notifications (cases)	32	16	18	28	16	25	37	24	5	28	18	30	23	30												174	146	157	200	277	53
Number of programmes considered	35	20	32	31	30	44	56	43	8	53	30	48	50	37												311	266	250	398	430	87

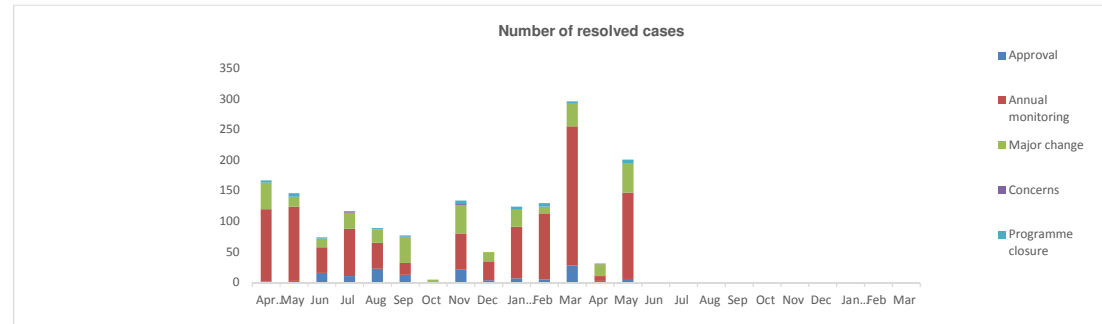
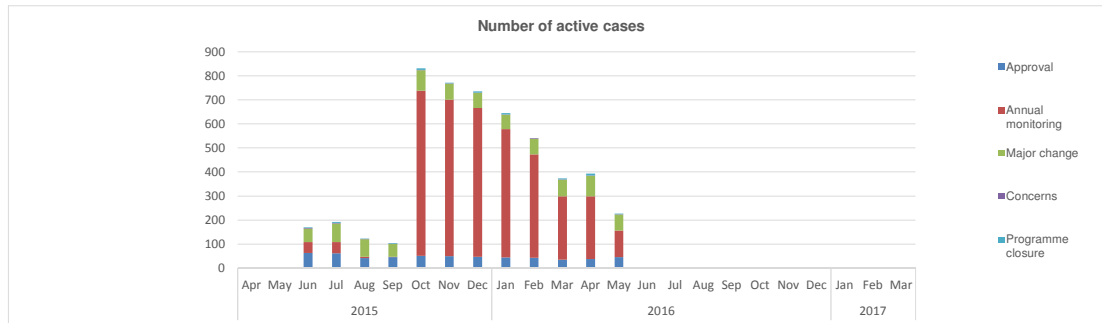


	2015			2016									2017		
	Apr	May	Jun	Jul	Aug	Sep	Oct	Nov	Dec	Jan	Feb	Mar	Apr	May	Jun
Number of concerns received	0	1	0	0	0	0	1	2	0	0	0	0	0	1	0

	2011/12 FYE	2012/13 FYE	2013/14 FYE	2014/15 FYE	2015/16 FYE	2016/17 YTD
Total number of approved progs	644	909	968	967	1,055	1,060
% programmes affected by concerns	0.8%	0.7%	0.5%	0.8%	0.4%	0.1%

Outcome of process	2015			2016									2017		
	Apr	May	Jun	Jul	Aug	Sep	Oct	Nov	Dec	Jan	Feb	Mar	Apr	May	Jun
Directed visit	0	0	0	0	0	0	0	0	0	0	0	0	0	0	0
Approval process	0	1	0	0	0	0	0	0	0	0	0	0	0	0	0
Major change process	0	0	0	0	0	0	0	0	0	0	0	0	0	0	0
Annual monitoring process	0	0	0	0	0	0	0	0	0	0	0	0	0	0	0
Withdrawn	0	0	0	0	0	0	1	0	0	0	0	0	0	0	0
Unsubstantiated	0	0	0	0	0	0	0	2	0	0	0	0	0	0	0
Pending	0	0	0	0	0	0	0	0	0	0	0	0	0	0	0

	2011/12 FYE	2012/13 FYE	2013/14 FYE	2014/15 FYE	2015/16 FYE	2016/17 YTD
Directed visit	0	0	0	1	0	0
Approval process	1	0	1	0	1	0
Major change process	1	0	0	0	0	0
Annual monitoring process	0	0	0	0	0	0
Withdrawn	0	0	0	0	1	0
Unsubstantiated	3	6	4	7	2	0
Pending	0	0	0	0	0	0



Number of active cases

Operational process	2015			2016												2017									
	Apr	May	Jun	Jul	Aug	Sep	Oct	Nov	Dec	Jan	Feb	Mar	Apr	May	Jun	Jul	Aug	Sep	Oct	Nov	Dec	Jan	Feb	Mar	
Approval				62	61	41	45	50	49	47	44	42	34	37	45										
Annual monitoring				46	47	5	2	687	651	619	534	430	264	261	111										
Major change				55	77	73	53	85	66	62	59	66	69	85	66										
Concerns				3	3	2	1	2	2	2	2	2	2	1	2										
Programme closure				3	3	1	3	7	2	5	5	0	4	8	2										
<b>Total</b>				169	191	122	104	831	770	735	644	540	373	392	226	0	0	0	0	0	0	0	0	0	0

\* This data is unavailable for April & May 2015

2015/16	2016/17
FYE	YTD
475	82
3,285	372
665	151
21	3
33	10
4,479	618

Number of resolved cases

Operational process	2015			2016												2017								
	Apr	May	Jun	Jul	Aug	Sep	Oct	Nov	Dec	Jan	Feb	Mar	Apr	May	Jun	Jul	Aug	Sep	Oct	Nov	Dec	Jan	Feb	Mar
Approval	2	3	16	11	23	13	0	21	4	7	5	28	3	6										
Annual monitoring	118	121	42	77	42	19	0	59	31	84	108	227	8	141										
Major change	43	16	14	26	22	42	5	46	15	28	11	38	19	47										
Concerns	0	0	0	1	0	1	0	2	0	0	0	0	1	0										
Programme closure	4	6	2	2	2	2	0	6	0	5	6	3	0	7										
<b>Total</b>	167	146	74	117	89	77	5	134	50	124	130	296	31	201	0	0	0	0	0	0	0	0	0	0

2015/16	2016/17
FYE	YTD
133	9
928	149
306	66
4	1
38	7
1,409	232

Number of cancelled cases

Operational process	2015			2016												2017								
	Apr	May	Jun	Jul	Aug	Sep	Oct	Nov	Dec	Jan	Feb	Mar	Apr	May	Jun	Jul	Aug	Sep	Oct	Nov	Dec	Jan	Feb	Mar
Approval	2	1	1	4	0	3	2	4	2	3	2	4	4	2										
Annual monitoring	3	2	0	0	0	0	0	2	1	6	2	2	3	1										
Major change	5	1	4	0	0	3	2	5	0	1	1	3	3	1										
Concerns	0	0	0	0	1	0	0	0	0	0	0	0	0	0										
Programme closure	0	0	0	0	0	1	0	0	0	0	0	0	0	0										
<b>Total</b>	10	4	5	4	1	7	4	11	3	10	5	9	10	4	0	0	0	0	0	0	0	0	0	0

2015/16	2016/17
FYE	YTD
28	6
18	4
25	4
1	0
1	0
73	14