

Council, 1 July 2014

Education Report

Executive summary and recommendations

Introduction

The report sets out the main activities of the Education Department since the last meeting of Council. It includes statistical information and highlights key work undertaken.

Decision

The Council is requested to discuss the report.

Background information

None.

Resource implications

The resources for the Department are set out in the annual work plan and budget 2014-15.

Financial implications

The costs associated with all activities are set out in the budget 2014-15.

Appendices

Education management information pack.



Education Department

Management Information Pack

Brendon Edmonds

Head of Educational Development

July 2014

Table of contents

Section 1: Management commentary

Section 2: Management statistics

1. Number of approved programmes, by profession, April 2013 – May 2015
2. Overview of approval visits, April 2013 – May 2015
3. Reasons for approval visits, April 2013 – May 2015
4. Overview of annual monitoring submissions, April 2013 – May 2015
5. Overview of major change submissions, April 2013 – May 2015
6. Overview of concerns about approved programmes, April 2013 – May 2015

1 Management commentary

Approval process

The Department has spent the last couple of months attending the remaining approval visits scheduled in the 2013–14 academic year. In April and May, 23 visits took place involving 54 programmes. 12 visits involving 20 programmes are scheduled for June and July 2014. In total, 78 visits across 172 programmes were arranged from September 2013 - August 2014. This is a significant increase (73%) on the previous academic year, when 45 visits were held. The majority of the visits are to social worker programmes and AMHP programmes.

Once the schedule of visits for 2013-14 is complete, the Department will review the second year of visits to social worker programmes and the first year of visits to AMHP programmes. A review of supplementary and independent prescribing programmes approved in 2013-14 is also underway. The findings of all three reviews will be brought to the Education and Training Committee later this year.

The Department has continued to schedule approval visits in the 2014–15 academic year. In total, 39 visits across 71 programmes have been arranged from September 2014 - August 2015. The majority of these visits are to social worker and AMHP programmes.

Annual monitoring process

The Department has now completed the majority of the annual monitoring process in the 2013–14 academic year. The final two assessment days took place in May. All remaining submissions will now be considered via postal assessment. In total, seven assessment days were held for the 2013-14 academic year. This is the same number as the previous academic year. To date, all programmes have continue to meet the standards and no visits have been recommended.

Once the activities for 2013-14 are complete, the Department will review the integration of the practitioner psychologist and hearing aid dispenser programmes into the annual monitoring process, as in previous years.

Major change process

The Department considered 30 new major change notifications, covering 42 programmes in April and May. The Education and Training Panel considered 7 programmes which had engaged with the major change process on 5 June 2014 and decided that each of these programmes continued to meet our standards of education and training and an approval visit was not required.

Concerns process

The Department received no new concerns in April and May. There are currently no outstanding concerns.

See section 2 for more information on the above operational processes.

Service user and carer involvement in education and training

The Department has continued to prepare for the introduction of the new standard of education and training (SET 3.17) from September 2014. Activities have included amending the suggested agenda for future approval visits to include a meeting with service users and carers; circulating a briefing document to existing visitors; arranging training sessions for the executive and visitors; updating the website; advertising the six autumn seminars and communicating our expectations and guidance to education providers and key stakeholders via the recent Education Update newsletter.

Lay visitors

103 applications were received for the lay visitor role and 41 interviews took place w/c 2 and 9 June. Offers have been made to successful applicants and training will take place on 8 and 9 July 2014. Lay visitors will be included on all visit panels as of September 2014.

Seminars

Dates and locations have now been confirmed for the eight education seminars planned for autumn/winter 2014-15, which can be found in the table below. The seminars will follow a similar format to last year.

| Date | Location | Focus |
|------------------|-----------------|--|
| 7 October 2014 | London | Social workers in England / Approved mental health professionals |
| 7 October 2014 | London | Service user and carer involvement in education |
| 14 October 2014 | Sheffield | Social workers in England / Approved mental health professionals |
| 14 October 2014 | Sheffield | Service user and carer involvement in education |
| 28 October 2014 | Newcastle | Service user and carer involvement in education |
| 18 November 2014 | Edinburgh | Service user and carer involvement in education |
| 25 November 2014 | Reading | Service user and carer involvement in education |
| 2 December 2014 | Cardiff | Service user and carer involvement in education |

Liaison with stakeholders

Members of the Department met with the following groups in May and June 2014:

- The Department for Education
- London Ambulance Service NHS Trust
- The College of Social Work

Major project - Education systems build

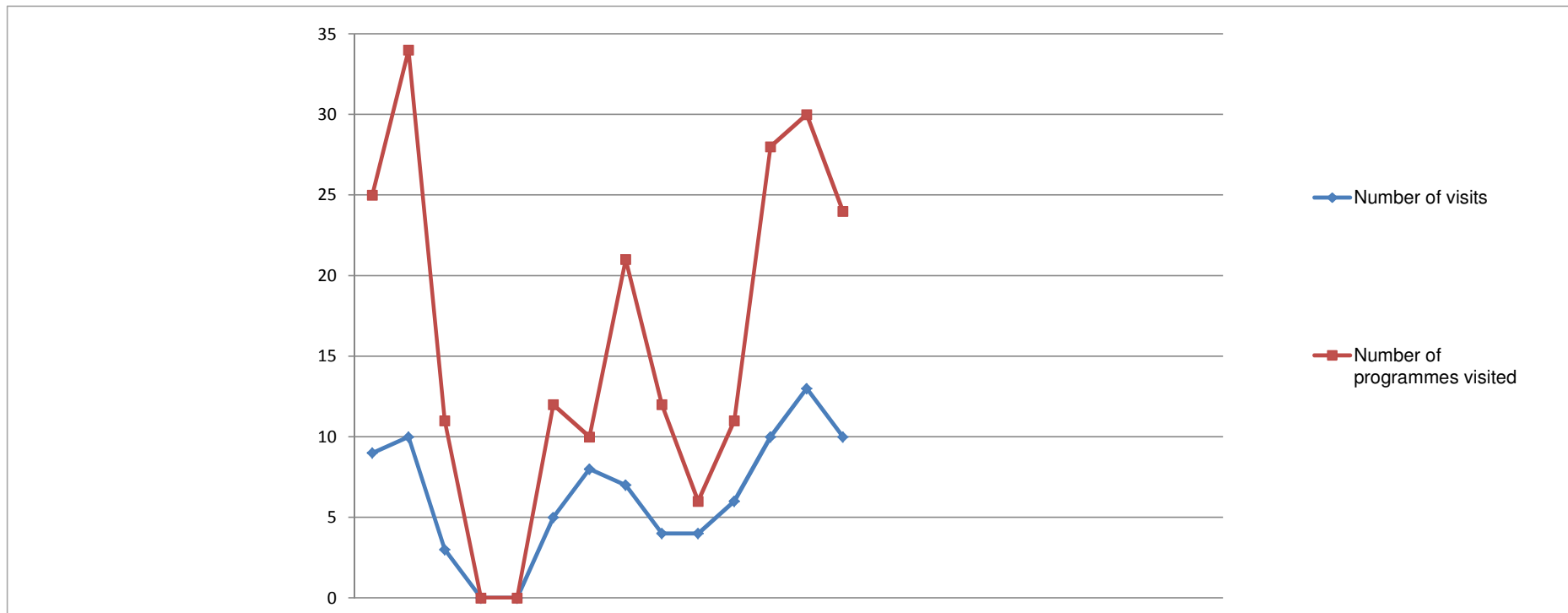
The Department continues to drive forward the major project, with the intention that a new system and internal processes will be in place in early 2015.

The chosen approach continues to see the suppliers deliver the constituent components of the system across a series of nine cycles of building, deployment, testing and feedback. Since the build commenced in November 2013, the first five cycles have been completed, with the sixth due to complete at the end of July 2014.

Employees

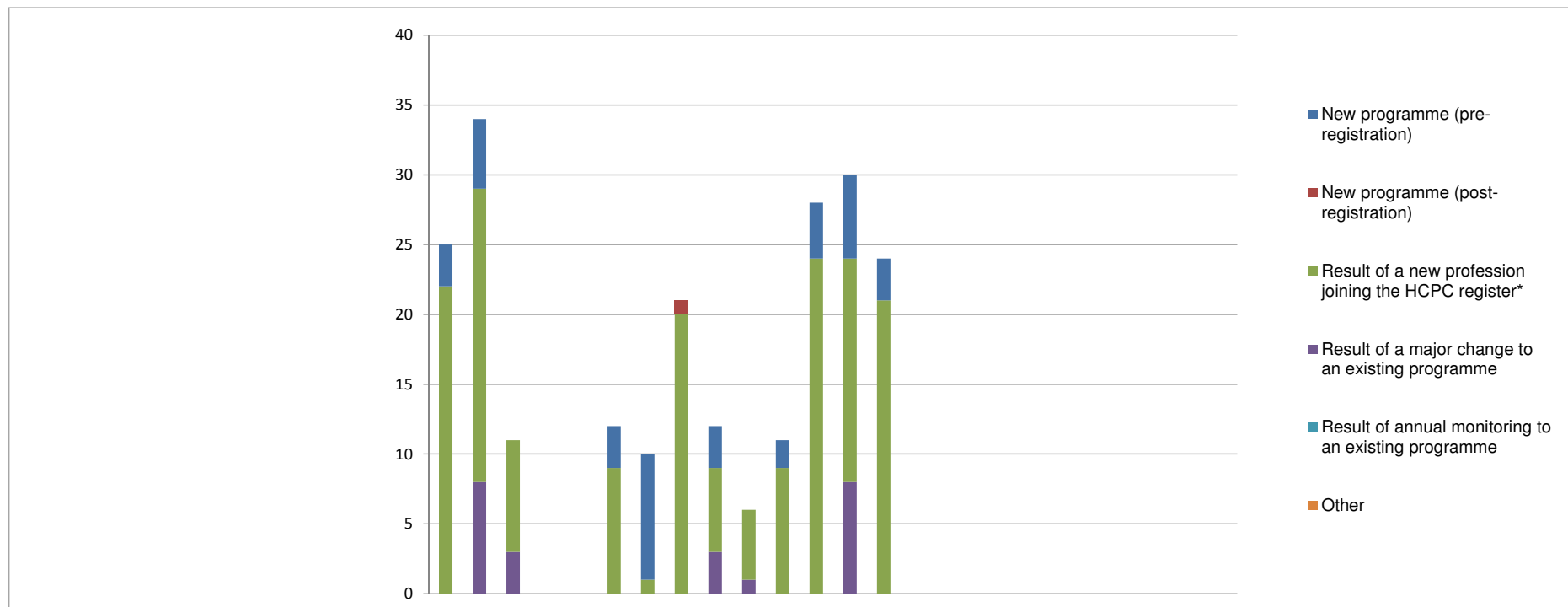
Following the resignation and departure of two Education Officers (Louise Devlin and Ruth Wood) in June 2014, the total number of employees is currently 16. The budgeted headcount for the Department is 19. Recruitment plans are currently being finalised for the replacement of one Education Officer.

Overview of approval visits April 2013 - March 2015



| Overview of approval visits | 2013 | | | 2014 | | | | | | | | | | | | 2015 | | | | | | 2009/10 | 2010/11 | 2011/12 | 2012/13 | 2013/14 | 2014/15 | | | |
|------------------------------|------|-----|-----|------|-----|-----|-----|-----|-----|-----|-----|-----|-----|-----|-----|------|-----|-----|-----|-----|-----|---------|---------|---------|---------|---------|---------|-----|-----|-----|
| | Apr | May | Jun | Jul | Aug | Sep | Oct | Nov | Dec | Jan | Feb | Mar | Apr | May | Jun | Jul | Aug | Sep | Oct | Nov | Dec | Jan | Feb | Mar | FYE | FYE | FYE | FYE | FYE | YTD |
| Number of visits | 9 | 10 | 3 | 0 | 0 | 5 | 8 | 7 | 4 | 4 | 6 | 10 | 13 | 10 | | | | | | | | | | | 38 | 58 | 59 | 56 | 66 | 23 |
| Number of programmes visited | 25 | 34 | 11 | 0 | 0 | 12 | 10 | 21 | 12 | 6 | 11 | 28 | 30 | 24 | | | | | | | | | | | 80 | 101 | 112 | 103 | 170 | 54 |

Reasons for approval visits April 2013 - March 2015

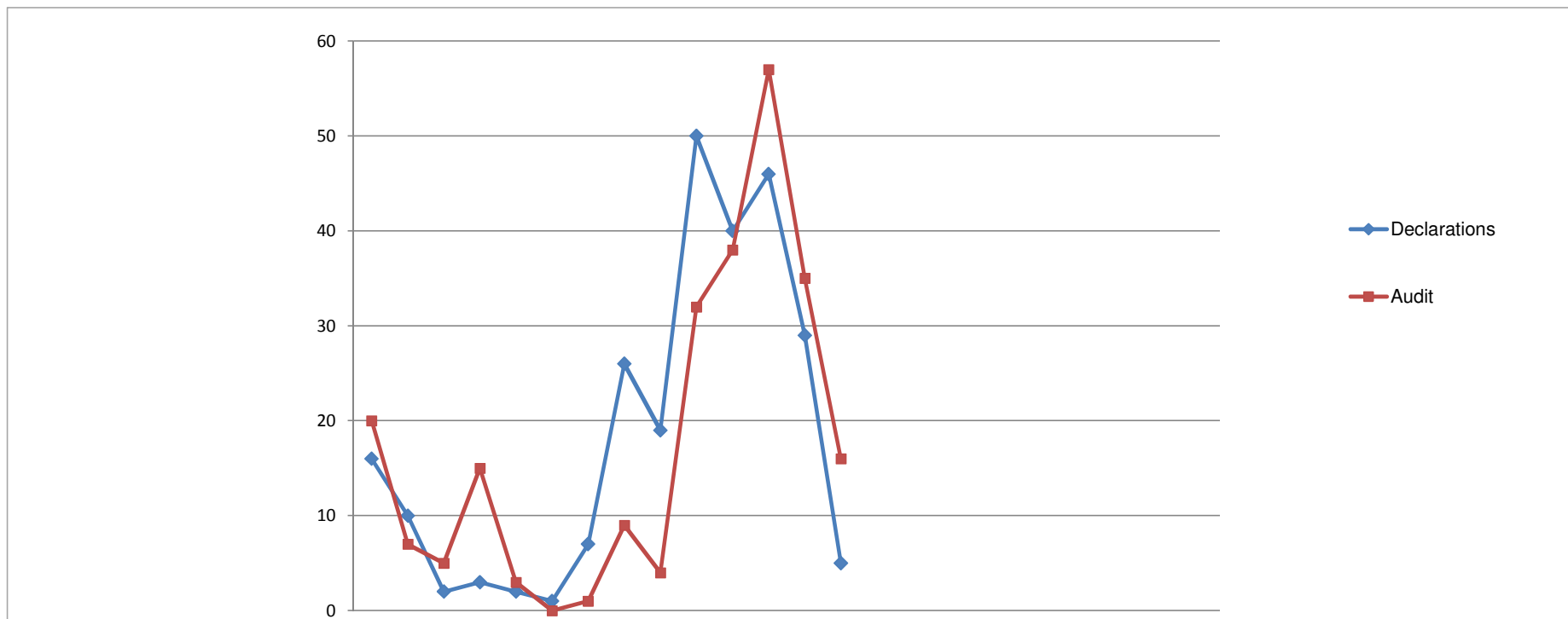


| Reason for programme visited | 2013 | | | 2014 | | | | | | | | | | | | 2015 | | | | | | | | | |
|---|-----------|-----------|-----------|----------|----------|-----------|-----------|-----------|-----------|----------|-----------|-----------|-----------|-----------|-----|------|-----|-----|-----|-----|-----|-----|-----|-----|--|
| | Apr | May | Jun | Jul | Aug | Sep | Oct | Nov | Dec | Jan | Feb | Mar | Apr | May | Jun | Jul | Aug | Sep | Oct | Nov | Dec | Jan | Feb | Mar | |
| New programme (pre-registration) | 3 | 5 | 0 | 0 | 0 | 3 | 9 | 0 | 3 | 0 | 2 | 4 | 6 | 3 | | | | | | | | | | | |
| New programme (post-registration) | 0 | 0 | 0 | 0 | 0 | 0 | 0 | 1 | 0 | 0 | 0 | 0 | 0 | 0 | | | | | | | | | | | |
| Result of a new profession joining the HCPC register* | 22 | 21 | 8 | 0 | 0 | 9 | 1 | 20 | 6 | 5 | 9 | 24 | 16 | 21 | | | | | | | | | | | |
| Result of a major change to an existing programme | 0 | 8 | 3 | 0 | 0 | 0 | 0 | 0 | 3 | 1 | 0 | 0 | 8 | 0 | | | | | | | | | | | |
| Result of annual monitoring to an existing programme | 0 | 0 | 0 | 0 | 0 | 0 | 0 | 0 | 0 | 0 | 0 | 0 | 0 | 0 | | | | | | | | | | | |
| Other | 0 | 0 | 0 | 0 | 0 | 0 | 0 | 0 | 0 | 0 | 0 | 0 | 0 | 0 | | | | | | | | | | | |
| Total | 25 | 34 | 11 | 0 | 0 | 12 | 10 | 21 | 12 | 6 | 11 | 28 | 30 | 24 | | | | | | | | | | | |

| 2009/10 | 2010/11 | 2011/12 | 2012/13 | 2013/14 | 2014/15 |
|-----------|------------|------------|------------|------------|-----------|
| FYE | FYE | FYE | FYE | FYE | YTD |
| 25 | 29 | 17 | 30 | 29 | 9 |
| 1 | 0 | 2 | 1 | 1 | 0 |
| 7 | 31 | 34 | 51 | 125 | 37 |
| 42 | 37 | 57 | 21 | 15 | 8 |
| 3 | 4 | 2 | 0 | 0 | 0 |
| 2 | 0 | 0 | 0 | 0 | 0 |
| 80 | 101 | 112 | 103 | 170 | 54 |

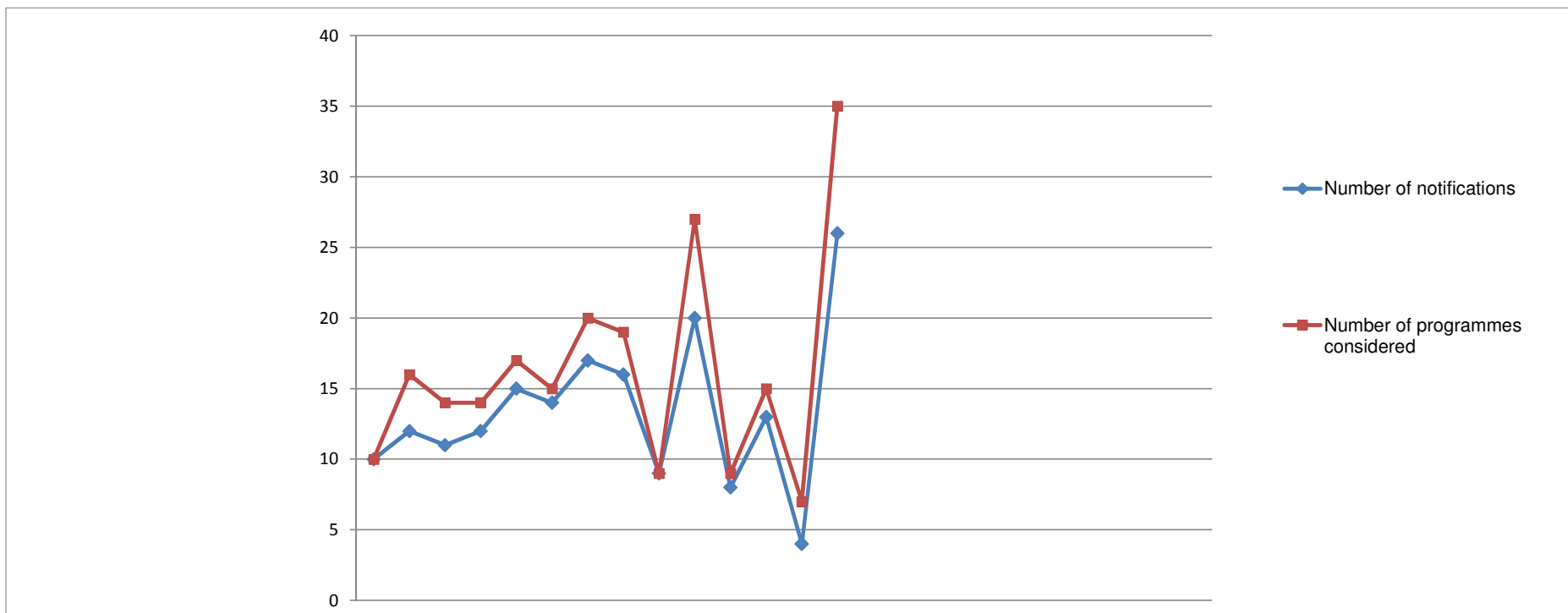
* Practitioner psychologists July 2009 - July 2012
 Hearing Aid Dispensers April 2010 - July 2012
 Social workers in England August 2012 - July 2015
 Approved mental health workers September 2013 - July 2015

Overview of annual monitoring submissions, April 2013 - March 2015

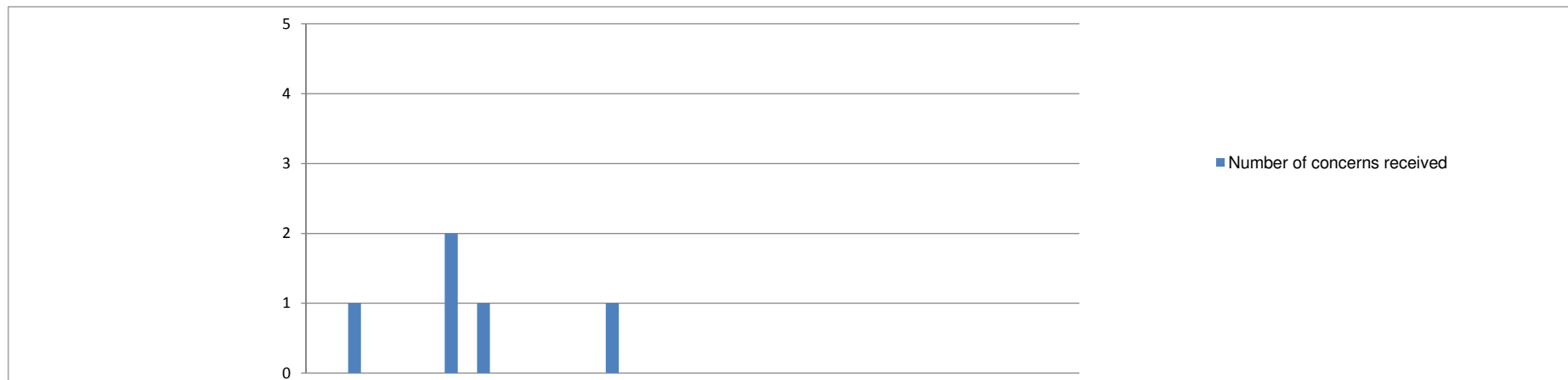


| Type of submission | 2013 | | | 2014 | | | | | | | | | | | | 2015 | | | | | | | | | | | | | | |
|--------------------|-----------|-----------|----------|-----------|----------|----------|----------|-----------|-----------|-----------|-----------|------------|-----------|-----------|-----|------|-----|-----|-----|-----|-----|-----|-----|-----|----------------|----------------|----------------|----------------|----------------|----------------|
| | Apr | May | Jun | Jul | Aug | Sep | Oct | Nov | Dec | Jan | Feb | Mar | Apr | May | Jun | Jul | Aug | Sep | Oct | Nov | Dec | Jan | Feb | Mar | 2009/10 FYE | 2010/11 FYE | 2011/12 FYE | 2012/13 FYE | 2013/14 FYE | 2014/15 YTD |
| Declarations | 16 | 10 | 2 | 3 | 2 | 1 | 7 | 26 | 19 | 50 | 40 | 46 | 29 | 5 | | | | | | | | | | | 105 | 232 | 232 | 199 | 222 | 34 |
| Audit | 20 | 7 | 5 | 15 | 3 | 0 | 1 | 9 | 4 | 32 | 38 | 57 | 35 | 16 | | | | | | | | | | | 123 | 257 | 147 | 211 | 191 | 51 |
| Total | 36 | 17 | 7 | 18 | 5 | 1 | 8 | 35 | 23 | 82 | 78 | 103 | 64 | 21 | | | | | | | | | | | 228 | 489 | 379 | 410 | 413 | 85 |

Overview of major change submissions, April 2013 - March 2015



| Overview of notifications | 2013 | | | 2014 | | | | | | | | | 2015 | | | | | | 2009/10 | 2010/11 | 2011/12 | 2012/13 | 2013/14 | 2014/15 | | | | | | |
|---------------------------------|------|-----|-----|------|-----|-----|-----|-----|-----|-----|-----|-----|------|-----|-----|-----|-----|-----|---------|---------|---------|---------|---------|---------|-----|-----|-----|-----|-----|-----|
| | Apr | May | Jun | Jul | Aug | Sep | Oct | Nov | Dec | Jan | Feb | Mar | Apr | May | Jun | Jul | Aug | Sep | Oct | Nov | Dec | Jan | Feb | Mar | FYE | FYE | FYE | FYE | FYE | YTD |
| Number of notifications | 10 | 12 | 11 | 12 | 15 | 14 | 17 | 16 | 9 | 20 | 8 | 13 | 4 | 26 | | | | | | | | | | | 115 | 104 | 146 | 174 | 157 | 30 |
| Number of programmes considered | 10 | 16 | 14 | 14 | 17 | 15 | 20 | 19 | 9 | 27 | 9 | 15 | 7 | 35 | | | | | | | | | | | 179 | 169 | 217 | 247 | 185 | 42 |



| | 2013 | | | 2014 | | | | | | | | | 2015 | | |
|-----------------------------|------|-----|-----|------|-----|-----|-----|-----|-----|-----|-----|-----|------|-----|-----|
| | Apr | May | Jun | Jul | Aug | Sep | Oct | Nov | Dec | Jan | Feb | Mar | Apr | May | Jun |
| Number of concerns received | 0 | 1 | 0 | 0 | 2 | 1 | 0 | 0 | 0 | 0 | 1 | 0 | 0 | 0 | 0 |

| | 2009/10 | 2010/11 | 2011/12 | 2012/13 | 2013/14 | 2014/15 |
|-----------------------------------|---------|---------|---------|---------|---------|---------|
| | FYE | FYE | FYE | FYE | FYE | YTD |
| Total number of approved progs | 480 | 623 | 644 | 909 | 968 | 968 |
| % programmes affected by concerns | 1.0% | 0.8% | 0.8% | 0.7% | 0.5% | 0.0% |

| Outcome of process | 2013 | | | 2014 | | | | | | | | | 2015 | | |
|---------------------------|------|-----|-----|------|-----|-----|-----|-----|-----|-----|-----|-----|------|-----|-----|
| | Apr | May | Jun | Jul | Aug | Sep | Oct | Nov | Dec | Jan | Feb | Mar | Apr | May | Jun |
| Directed visit | 0 | 0 | 0 | 0 | 0 | 0 | 0 | 0 | 0 | 0 | 0 | 0 | 0 | 0 | 0 |
| Approval process | 0 | 0 | 0 | 0 | 1 | 0 | 0 | 0 | 0 | 0 | 0 | 0 | 0 | 0 | 0 |
| Major change process | 0 | 0 | 0 | 0 | 0 | 0 | 0 | 0 | 0 | 0 | 0 | 0 | 0 | 0 | 0 |
| Annual monitoring process | 0 | 0 | 0 | 0 | 0 | 0 | 0 | 0 | 0 | 0 | 0 | 0 | 0 | 0 | 0 |
| Withdrawn | 0 | 0 | 0 | 0 | 0 | 0 | 0 | 0 | 0 | 0 | 0 | 0 | 0 | 0 | 0 |
| Unsubstantiated | 0 | 1 | 0 | 0 | 1 | 1 | 0 | 0 | 0 | 1 | 0 | 0 | 0 | 0 | 0 |
| Pending | 0 | 0 | 0 | 0 | 0 | 0 | 0 | 0 | 0 | 0 | 0 | 0 | 0 | 0 | 0 |

| | 2009/10 | 2010/11 | 2011/12 | 2012/13 | 2013/14 | 2014/15 |
|---------------------------|---------|---------|---------|---------|---------|---------|
| | FYE | FYE | FYE | FYE | FYE | YTD |
| Directed visit | 0 | 0 | 0 | 0 | 0 | 0 |
| Approval process | 0 | 0 | 1 | 0 | 1 | 0 |
| Major change process | 1 | 0 | 1 | 0 | 0 | 0 |
| Annual monitoring process | 0 | 1 | 0 | 0 | 0 | 0 |
| Withdrawn | 1 | 0 | 0 | 0 | 0 | 0 |
| Unsubstantiated | 3 | 4 | 3 | 6 | 4 | 0 |
| Pending | 0 | 0 | 0 | 0 | 0 | 0 |